

### My Online Playground

A playground is typically an outdoor place where you can play. But what if you have to stay indoors and can't get together with friends? How can you create an indoor playground that kids can use to relax and enjoy themselves? Develop a set of web links for good indoor play.

Get a notebook or some paper you can use as your Playground Designer's Journal. You should write in this at least once each day.



-----  
-----





Work through the activities below to help you choose great activities for your online playground.


Think about how you'll be a great online learner this week and rate yourself at the end of each day on the chart below.

### “Great Online Learners” **focus** on their goals!




Directions: At the end of each day, write the date into the first column, and place an X in the column that best describes your focus...

	I got distracted a lot.	I only got distracted a little.	I stayed focused the whole time!
Friday			
Monday			
Tuesday			
Wednesday			
Thursday			



<p><b>ELA: Bring Characters Into Your Playground</b></p> 	<p><b>Done</b></p>															
<p>Complete an <a href="#">i-Ready</a> lesson and quiz each day.</p> 	<p>Friday _____ Monday _____ Tuesday _____ Wednesday _____ Thursday _____</p>															
<p>Think about the character Jamie in <i>A Taste of Blackberries</i>. He is fun and full of life - the ultimate best friend who loves adventure! What type of adventures would he like to see in your Online Playground? Write in your journal about your ideas.</p>																
<p>Go back into our book <i>A Taste of Blackberries</i> and create your own story using one or more of the characters that takes place on Mrs. Houser's perfect lawn.</p>	<p>Name: _____</p> <p>Title: _____</p> <table border="1" data-bbox="763 1050 1120 1291"> <thead> <tr> <th>Beginning</th> <th>Middle</th> <th>End</th> </tr> </thead> <tbody> <tr> <td><input type="text"/></td> <td><input type="text"/></td> <td><input type="text"/></td> </tr> <tr> <td>_____</td> <td>_____</td> <td>_____</td> </tr> <tr> <td>_____</td> <td>_____</td> <td>_____</td> </tr> <tr> <td>_____</td> <td>_____</td> <td>_____</td> </tr> </tbody> </table>	Beginning	Middle	End	<input type="text"/>	<input type="text"/>	<input type="text"/>	_____	_____	_____	_____	_____	_____	_____	_____	_____
Beginning	Middle	End														
<input type="text"/>	<input type="text"/>	<input type="text"/>														
_____	_____	_____														
_____	_____	_____														
_____	_____	_____														
<p><b>ABCDEFGHIJ KLMNOPQR STUVWXYZ</b></p> <p>Watch this student <a href="#">read her book review</a> on <i>Cam Jansen</i>. Now begin to write your own review of <i>A Taste of Blackberries</i>. Use <a href="#">this graphic organizer</a> to help you create it.</p>																
<p>Read over <a href="#">this website</a> and begin selecting games you might want to include in your online playground. Remember, these are games that need to be able to be played inside our houses!</p>																
 <p><a href="#">Listen to this song</a> which reminds us to capitalize letters when writing complete sentences.</p>																

<p>After you have written your summary and created your own story about Mrs. Houser's perfect lawn, <a href="#">watch this video</a> and edit your writing for capital letters.</p> 	
<p>Write in your journal every day. You can choose to write about ...</p> <ul style="list-style-type: none"> <li>• Things you learned</li> <li>• How good a student you were</li> <li>• How well you worked or played with someone else today</li> </ul>	




<p><b>Social Studies: <i>Including Native Americans In Your Playground - Lenni Lenape Native Americans</i></b></p>	<p><b>Done</b></p>
--	--------------------

<p><a href="#">Watch this video</a> to learn about Native Americans in our country, the United States.</p>		
<p>After watching the BrainPOP video, answer the following question in your journal:</p> <p><input type="checkbox"/> Why did Christopher Columbus call Native Americans “Indians”?</p> <p>If you’re stuck, you can <a href="#">watch the video again</a> to find the answer.</p>		
<p><a href="#">Read this article</a> and make notes in your journal about where different Native American tribes lived in the United States.</p>		
 <p>The Lenni Lenape Tribe was located in New Jersey years ago. <a href="#">Watch this video</a> about their ways of life. Describe in your journal how they used nature to meet their needs.</p>		
<p>Look at the map <a href="#">on this website</a>. In how many states were the Lenni Lenape Tribe located? Write these states in your journal.</p>		
<p>Do this <a href="#">Lenni Lenape Webquest</a> and answer <a href="#">these questions</a> in your journal.</p>		
<p>Write in your journal about something you have learned about the Lenni-Lenape that you would like to include in your digital playground.</p>		

<p><b>Math: <i>Building Math Into Your Playground: Reviewing Multiplication Skills</i></b></p>	<p><b>Done</b></p>
--	--------------------

<p>Practice your multiplication facts every day.</p>  <p>Choose one of these games to practice:</p> <ul style="list-style-type: none"> <li>• <a href="#">Multiplication Mine</a></li> <li>• <a href="#">Multiplication Space Race</a></li> <li>• <a href="#">Penguin Jump Multiplication</a></li> </ul>	<p>Friday _____ Monday _____ Tuesday _____ Wednesday _____ Thursday _____</p>
<p>Complete an <a href="#">i-Ready</a> lesson and quiz each day.</p> 	<p>Friday _____ Monday _____ Tuesday _____ Wednesday _____ Thursday _____</p>
<p><a href="#">Watch this video</a>, which will remind us about a math term: <b>Perimeter.</b></p> <p><input type="checkbox"/> Write the definition of <b>perimeter</b> in your journal and how you would find the <b>perimeter</b>.</p>	
<p>Practice your perimeter skills with one of these challenges:</p> <ul style="list-style-type: none"> <li>• <a href="#">Let's Take It Slow</a></li> <li>• <a href="#">I'm Ready to Jump Right In</a></li> </ul>	
<p>Revisit how to find the perimeter by listening to <a href="#">this song</a>.</p>	
<p><a href="#">Practice</a> finding the perimeter of different types of shapes in this Khan Academy activity.</p>	

<p><b>Science: <i>Bringing Life Into Your Playground - Natural Resources</i></b></p>	<p><b>Done</b></p>
<p>Learn about the different types of natural resources by watching <a href="#">this video</a>. In your journal, write how we use some <b>natural resources</b>.</p>	

 <p>Track how much water you use each day this week. Copy <a href="#">this chart</a> into your journal and use it every day to record the activities you do that use water. Which activities do you think use the most water?</p>	
<p><a href="#">Review</a> what a natural resource is and learn about <b>renewable</b> and <b>non-renewable resources</b>. Write in your journal what those words mean.</p>	
<p>Watch the <a href="#">Natural Resources of the Earth</a> video. Then, watch it a second time. In your journal, list the different natural resources you saw in the video and some facts about each.</p>	
<p>Take a look outside your window - what natural resources do you see? Describe them in your journal.</p>	
<p>What kind of natural resources would you want in your online playground? Draw these different natural resources in your Designer's Journal.</p>	

<p><b>Your Playground: Creative Corner</b></p>	<p><b>Done</b></p>
<p><b>Health:</b> Eating healthy is very important to your overall well-being. Use <a href="#">this chart</a> to track what you eat one day this week. Then, <a href="#">view this Kids.gov video</a> to see how many different food groups you consumed today. If you want, do it for each day moving forward!</p>	

**Art/Music:** Revisit one of the songs that you listened to earlier in our activity list. Now think about one of the topics you learned. Try to write lyrics for a poem or song (any genre), or draw your own picture expressing the topic.

