

### My Online Playground

A playground is typically an outdoor place where you can play. But what if you have to stay indoors and can't get together with friends? How can you create a playground on your computer that kids can use to relax and enjoy themselves? You're going to start developing a set of links to good learning games on the computer.



Locate a notebook or some paper you can use as your Playground Designer's Journal. The activity lists will tell you to write in your journal each day. You can write more if you want!




This week, work through the activities on the next pages to start designing your online playground.




But first, think about how you'll be a "Great Online Learner" this week!


### "Great Online Learners" **focus** on their goals!

Directions: At the end of each day, write the date into the first column, and place an X in the column that best describes your focus...

	I got distracted a lot.	I only got distracted a little.	I stayed focused the whole time!
Friday			
Monday			
Tuesday			
Wednesday			
Thursday			

<p style="text-align: center;"></p> <p style="text-align: center;"><b>Reading</b></p>	<p><b>X</b> when done</p>
<p>Complete an  i-Ready ELA lesson and quiz each day.</p>	<p>___ Friday ___ Monday ___ Tuesday ___ Wednesday ___ Thursday</p>
<p>Informational (also called Nonfiction) texts can teach you about many things. Watch this <a href="#">video</a> to learn more about informational text features. What features will your online playground have? Write ideas in your journal.</p>	
<p>Play this <a href="#">matching game</a> to practice finding different text features in your nonfiction books!</p>	
<p>Read <a href="#">this article</a> about Vampire bats. In your journal, write down:</p> <ul style="list-style-type: none"> <li><input type="checkbox"/> 3 things you learned</li> <li><input type="checkbox"/> 2 interesting text features or details</li> <li><input type="checkbox"/> 1 question you still have</li> <li><input type="checkbox"/> 1 text feature you noticed</li> </ul>	

 <p style="text-align: center;"><b>Writing</b></p>	<p><b>X</b> when done</p>															
<p>What steps do you need to take in order to build your Online Playground? <a href="#">Watch this video</a> to learn about the sequence of events in stories.</p>																
 <p><a href="#">Complete this activity</a> to practice putting events in order.</p>																
<p><a href="#">This activity</a> will help you practice writing a beginning, middle, and end to a story. If you need help, click <a href="#">here</a>.</p>																
<p>Watch the following BrainPOP videos to learn more about writing complete sentences.</p> <ul style="list-style-type: none"> <li><input type="checkbox"/> <a href="#">Run-on Sentences</a></li> <li><input type="checkbox"/> <a href="#">Sentence Fragments</a></li> </ul> <p>Then:</p> <ul style="list-style-type: none"> <li><input type="checkbox"/> Write 3 complete sentences about a day at the playground in your journal.</li> </ul>																
<p>Write a story in your journal about an experience you had in a real playground or create an imaginary one. Be sure to write in complete sentences that are clear and detailed.</p>	<p>Name: _____</p> <p>Title: _____</p> <table border="1" style="width: 100%; text-align: center;"> <thead> <tr> <th style="width: 33%;">Beginning</th> <th style="width: 33%;">Middle</th> <th style="width: 33%;">End</th> </tr> </thead> <tbody> <tr> <td style="height: 50px;"></td> <td style="height: 50px;"></td> <td style="height: 50px;"></td> </tr> <tr> <td>_____</td> <td>_____</td> <td>_____</td> </tr> <tr> <td>_____</td> <td>_____</td> <td>_____</td> </tr> <tr> <td>_____</td> <td>_____</td> <td>_____</td> </tr> </tbody> </table>	Beginning	Middle	End				_____	_____	_____	_____	_____	_____	_____	_____	_____
Beginning	Middle	End														
_____	_____	_____														
_____	_____	_____														
_____	_____	_____														

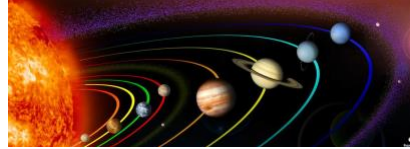
<p><b>Social Studies</b></p> 	<p><b>X</b> <b>when done</b></p>
<p>The United States is like a huge playground! <a href="#">Watch this video</a> to learn about all the regions in our country.</p>	
<p><a href="#">Listen to this song</a> about the states in the U.S. How many can you remember? You can listen to the song as many times as you need.</p>	
<p><a href="#">Take this quiz</a> to test your knowledge of U.S states. How many states were you able to identify?</p>	
<p>In your journal, create a map of a playground you have visited or seen before. You can also create a map of an imaginary playground. Make sure you label all the parts of the playground.</p>	



Science

**X**  
when done

Let's [take a trip to our solar system!](#) What did you learn about the earth, moon, and sun? Record at least 3 facts in your journal.



Watch [this video](#) to learn more about the moon. What new information have you learned? Record your notes in your journal.




If you can see the moon, use [this activity](#) to closely observe the moon each night before you go to sleep. You can draw the chart below in your journal. What are you noticing? If you need help, click [here](#).





1. Draw what you see each night in a window.
2. Write the date under each window.

Name: \_\_\_\_\_



_____	_____	_____	_____	_____	_____	_____
_____	_____	_____	_____	_____	_____	_____
_____	_____	_____	_____	_____	_____	_____

 <p style="text-align: center;"><b>Math</b></p>	<p><b>X</b> when done</p>
<p>Complete an  i-Ready math lesson and quiz each day.</p>	<p>___ Friday ___ Monday ___ Tuesday ___ Wednesday ___ Thursday</p>
<p>Identify place values in <a href="#">this game!</a></p>	
<p>Watch <a href="#">this video</a> about multiplying 2-digit numbers by a larger number.</p>	
<p>Practice multiplying 2-digit numbers <a href="#">here</a>.</p>	
<p>Watch <a href="#">this video</a> about dividing by 2-digit numbers.</p>	
<p><a href="#">Use this activity</a> to practice dividing multi-digit numbers.</p>	
<p>Use 3 math words to write about the math skills you've learned this week in your journal.</p>	

 <p><b>Health</b></p>	<p><b>X</b> when done</p>
<p><a href="#">Watch this video</a> about colds and flu. </p>	
 <p><a href="#">Play this game</a> to learn how to keep infectious diseases away!</p>	
<p><b>What steps will you take to stay healthy this week? Write your ideas in your journal.</b></p>	
 <p><b>Careers</b></p>	<p><b>X</b> when done</p>
<p>Choose a career area to explore on <a href="#">this website</a>. Pick one career and write 3 facts about it in your journal.</p>	
<p><a href="#">These kids</a> explain what their dream jobs are. Choose one video to watch. <b>Do you think you can make a career out of the things that interest you?</b> Write your thoughts in your journal.</p>	