

My Online Playground

How was your first week of online learning? This week we are going to add to our online playground! With students across the country still learning from home, we want to create an awesome online playground that can be used for indoor play!



Get out your Playground Designer’s Journal because we’re going to be adding even more to it this week! You should write in this at least once each day.




Work through these activities to help you choose great activities for your online playground.

But first, let’s think about how you’ll be a great online learner this week! “Great Online Learners” are organized. They can always find the activities and tools they need to be successful. Take a look around you. Is your area neat? Do you have all the materials you need to complete your activities today?


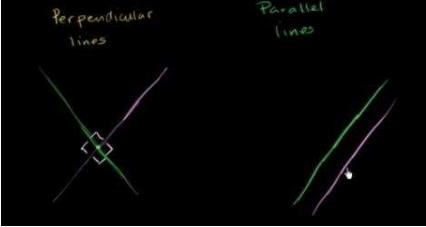

“Great Online Learners” are **organized!**

Directions: At the end of each day, write the date and place an ‘x’ in the column that best describes your organization skills...


Date	I’m working on it. I had some of the materials I needed to complete my activities.	I got it! I had all the materials I needed to complete my activities.	I got it and... I planned ahead for possible interruptions by _____.

Using Stories to Create Your Online Playground: ELA	X when done
Complete an  i-Ready ELA lesson and quiz each day.	___ Friday ___ Monday ___ Tuesday ___ Wednesday ___ Thursday
Learn about sentence fragments by watching this video . What is a sentence fragment? A sentence fragment is _____.	
<p>Story Writing:</p> <ol style="list-style-type: none"> Go to this web page and click on what kind of story you want to write. Type in your name and click on your grade. Click on the spin bar:  <ol style="list-style-type: none"> Set a timer for 10 minutes. Click on the next button to type your story OR stay on the page and write in your journal. Write about your story for 10 minutes. <p>Type your story here: -</p>	
Reread your story above. Check that you wrote in complete sentences. If you have a sentence fragment , rewrite it so it is correct. If you need help on what a complete sentence is, watch this video again.	
Watch this video to learn the correct use of “ they’re, their, and there. ”	

<p>Take this quiz to review the correct use of “they’re, their, and there.”</p> <p>Write your score out of 10 here: <u> </u> / 10.</p>	
--	--





Classify Shapes in Your Digital Playground: Math	X when done
<p>Complete an  math lesson and quiz each day.</p>	<p><input type="checkbox"/> Friday <input type="checkbox"/> Monday <input type="checkbox"/> Tuesday <input type="checkbox"/> Wednesday <input type="checkbox"/> Thursday</p>
<p>Watch this video to learn how to classify shapes by lines and angles. How many sides are on a quadrilateral? <u> </u> sides</p> <p>If you need to review lines and angles, click here.</p>	
<p>Click here to practice finding parallel and perpendicular lines.</p>	
<p>Click here to practice drawing parallel and perpendicular lines.</p>  <p>Write your score: <u> </u> / 4</p>	
<p>Listen to this song to review types of quadrilaterals.</p> 	
<p>Take this quiz to classify shapes by lines and angles.</p> <p>Write your score out of 10 here: <u> </u> / 10.</p>	

<p>Would you want to add any of the videos or games above to your online playground for other students? Which ones? Why or why not? Write your thoughts in your journal or on a piece of paper.</p> <p>I (would or Wouldn't) like to add _____ video to my online playground. This is because _____ .</p>	
---	--



<p>Finding Patterns in Shadows, the Sky, and Seasons: Science</p>	<p>X when done</p>
<p>Make a list of these words: rotation, pattern, graph. Then, watch this video to learn how the sun makes shadows. Next, write the definition for each word above.</p> <p>Rotation- Pattern- Graph-</p>	
<p>Watch this time-lapse video to observe how shadows move over time. What did you notice with the shadows? The shadows _____</p>	
<p>Practice making shadows with this online activity.</p> 	
<p>Draw a picture that shows how the sun moves across the sky on a sunny day. Draw and label the sun in the morning, the afternoon, and evening. Describe what your picture looks like (or email your picture to your teacher) -</p>	
<p>Watch this video to learn how the sun and seasons are connected. Write 2 sentences that describe how the sun and seasons are connected. The sun and seasons are connected by _____ Another way the sun and seasons are connected by _____</p>	
<p>Read this article about summer! Then, write 5 sentences that describe your favorite season and why it's your favorite. Use the sentence starters below to help you.</p>	

 <p>My favorite season is _____ . It is my favorite season because _____ . In _____ I like to _____ . Another reason _____ is my favorite season is because _____ . I look forward to _____ .</p>	
<p>Would you want to add any of the videos or games above to your online playground for other students? Which ones? Why or why not? Write your thoughts in your journal or on a piece of paper.</p> <p>I (would or Wouldn't) like to add _____ video to my online playground. This is because _____ .</p>	

<p>Types of Maps: Social Studies</p>	<p>X when done</p>
<p>Take this quiz to review what you learned about maps last week.</p> <p>If you need help, watch this BrainPOP Jr. video again.</p> <p>Write your score out of 10 here: _____ / 10.</p>	
<p>Watch this video to learn about the information you can find on a map. Then, draw a map of your neighborhood. Create a map key to show where you can find houses, apartments, trees, and any water in your neighborhood.</p> <p>Describe what is on your map (or email your drawing to your teacher): On my map I have _____ . In my key I have _____</p>	

	
<p>Learn more about map symbols while you play this game!</p>	
<p>Maps can show us a lot more than geography. Watch this video to learn about some really interesting maps. Then, write your favorite map from the video. Write 3 sentences that tell how it changed the way you think about maps or the world.</p> <p>My favorite map was _____.</p> <p>-</p> <p>-</p> <p>-</p>	
<p>Explore the world!</p> <ol style="list-style-type: none"> Go to this website. Click on a continent or country to learn more about it! <div style="display: flex; justify-content: space-around; align-items: center;"> <div style="text-align: center;">  <p>Africa</p> </div> <div style="text-align: center;">  <p>Asia</p> </div> <div style="text-align: center;">  <p>Europe</p> </div> </div> <p>What is one fun fact you learned about a continent or country?</p> <p>In _____ I learned _____.</p>	
<p>Would you want to add any of the videos or activities above to your online playground for other students? Which ones? Why or why not?</p> <p>I (would or Wouldn't) like to add _____ video to my online playground. This is because _____ .</p>	

<p>Your Playground: Art, Health, PE and Music</p>	<p>X when done</p>
<p>Explore patterns in nature by watching this video. Then, write down 5 patterns you saw in the video or that you have seen in nature.</p>	

 <ol style="list-style-type: none"> 1. 2. 3. 4. 5. <p>Learn about animal patterns in nature by taking this fun personality quiz!</p>	
<p>Watch this video to learn how playing sports helps your body...and your brain! What is one way playing sports helps your body? Playing sports helps _____.</p>	
<p>Watch the <i>Harlem Wizards</i> teach about playing on offense in basketball in this video! What is one offensive rule? One offensive rule is _____</p>  <p>Learn about defense by defending your fort against the cubes in this game!</p>	
<p>Make a short song on SoundTrap! Follow the steps below:</p> <ol style="list-style-type: none"> 1.) Click on this link, and log in. 2.) Go to “software,” with the cloud on the top left. 3.) Click on the (-) to go to SoundTrap. 4.) Click “Enter Studio,” then on “Music.” 5.) Click on the purple music notes in the top right to reach the loops. 6.) Find a loop you want to use in your song, and drag it to the left, all the way under the number 1. 	

- | | |
|---|--|
| <p>7.) Find another loop and drag it right below the first one to make a new track.</p> <p>8.) Listen to both tracks at the same time by clicking on the play button, the triangle at the bottom. If you want. try singing/rapping along with your own lyrics!</p> <p>9.) When you're finished, share your song by clicking the orange "share" button. Share to "Griffin" with the blue symbol.</p> | |
|---|--|

Time Management Practice!

**Write 3 things you did today.
Include the time you did it!**

TODAY I DID....

Morning: 8am-11:00am

TIME =

ACTIVITY =

Noon: 12:00pm-2:00pm

TIME =

ACTIVITY =

Afternoon. 2:00pm-4:00pm

TIME =

ACTIVITY =