

A New Kind of Student




How was your first week of online learning? Were you able to stay on task to be a Great Online Learner? Schools across the world are STILL closed. How are you making sure you're learning what you need?

We know that Great Online Learners stay on task. Another way to know if you are a "Great Online Learner" is to manage your time. Managing your time means planning the amount of time you spend on an activity so that you can be productive. As you work through your activity list this week, keep track of how long it takes you to complete each activity. Use a clock or timer to help you if you want!






"Great Online Learners" are organized!

Directions: At the end of each day, write the date and place an 'x' in the column that best describes your organization skills...



	I'm working on it. I had some of the materials I needed to complete my activities.	I got it! I had all the materials I needed to complete my activities.	I got it and... I planned ahead for possible interruptions by _____.
Friday			
Monday			
Tuesday			
Wednesday			
Thursday			

<p>ELA: Persuasive Speech</p>	<p>X when done</p>
<p>Complete an i-Ready lesson and quiz each day.</p> 	<p>___ Friday ___ Monday ___ Tuesday ___ Wednesday ___ Thursday</p>
<p>Organizing My Writing</p> <ul style="list-style-type: none"> <input type="checkbox"/> Outlining your thoughts helps to keep you organized as you write your persuasive speech. Make a copy, print, or copy the graphic organizer in your journal and complete it. <input type="checkbox"/> As you develop your writing, you will use this document to write your draft, or write in a journal. 	
<p>Parts of an Introductory Paragraph</p> <ul style="list-style-type: none"> <input type="checkbox"/> Learn about and practice identifying the parts of an introductory paragraph here. 	
<p>Hook Your Audience</p> <ol style="list-style-type: none"> 1. Watch this video to learn about ways to hook your audience in the opening paragraph. 2. Practice different ways to hook your audience here, or write in a journal. If you need help, click here. 	
<p>How to Write a Thesis Statement</p> <p>Watch this video to learn about ways to write your thesis statement in the opening paragraph.</p>	
<p>Writing the Beginning</p> <p>Write the draft for your opening paragraph here, or write in a journal.</p> 	




<p>Math: Geometric Terms and Division Fluency</p>	<p>X when done</p>
--	-------------------------------

<p>Complete an i-Ready lesson and quiz each day.</p> 	<p>___ Friday ___ Monday ___ Tuesday ___ Wednesday ___ Thursday</p>
<p>1. Watch this video on the types of angles. 2. Complete the graphic organizer, or write the angle types in a journal, based on what you heard from the video.</p> 	
<p>Complete this practice activity on the different angle types.</p> 	
<p>1. Watch this BrainPOP video on "Parallel and Perpendicular Lines." 2. Add notes to your "Geometric Terms" graphic organizer, or write the definitions and illustrations of each term in a journal.</p> 	
<p>Complete this worksheet on "Identifying Parallel, Perpendicular or Intersecting Lines" by writing "parallel," "perpendicular," or "intersecting" in a journal for each problem. **Rewatch the BrainPOP video above for additional support**</p>	
<p>Division fluency - Divide large numbers by 1-digit. Practice your fluency here.</p>  <p>**View this video for support**</p>	





<p>Science: Chemical Properties & Reactions</p>	<p>X when done</p>
--	-------------------------------

<ol style="list-style-type: none"> 1. Watch this video to learn about chemical properties. 2. Watch the video again. Pause where needed. 3. On a piece of paper, complete the following: <ol style="list-style-type: none"> a. Write down 2 examples of chemical properties. b. How are chemical properties and physical properties different? Click here for extra help. 	
<p>Complete this activity to review what you just learned. Click here for extra help.</p>	
<p>Watch this video to learn about chemical reactions. Click here for extra help. Hear about 6 life-changing chemical reactions here.</p>	
<p>Try your hand at creating chemical reactions here (click "Play Game"). The virtual lab will give you hints along the way. Write down 3 chemical reactions you create in the lab in a journal or on a piece of paper.</p>	
<p>Watch a simulation about balancing chemical equations, then practice balancing them here.</p>	
<p>Use your knowledge of chemistry to balance the chemical equation of different types of chemical reactions in this simulation (click on "Introduction"). Play the "Game" for a challenge.</p>	


<p>Social Studies: <i>The Bill of Rights</i></p>	<p>X when done</p>
<ol style="list-style-type: none"> 1. Print, make a copy of this graphic organizer, or write in a journal to take notes. 	

<p>2. Watch this video or listen (scroll to the bottom of the page) to learn about the Bill of Rights.</p> <p>3. Take notes as you follow along.</p> <p>4. Watch this video for a little extra help.</p> 	
<p>Get some practice with the Bill of Rights by playing the Do I Have a Right? game.</p>	
<p>Choose a game or study method on this Quizlet to check your understanding of the 3 branches of government.</p>	
<p>Quiz your understanding of the Bill of Rights with these Sticky Situations.</p>	
<p>Illustrate the first 10 amendments or create a comic about one of the amendments on a piece of paper, using Google Draw or the comic creator storyboardthat.</p> <div style="display: flex; justify-content: space-around;">   </div>	
<p>On a piece of paper, write your response to the following question: If you were to get rid of one of the first ten amendments, which one would it be and why? Click here for help.</p>	

<p>Creative Corner</p>	<p>X when done</p>
-------------------------------	-------------------------------

 <p>Visual & Performing Arts Look at Revolutionary Art from the time period you're studying in social studies (1750s-1780s). In a journal or on a piece of paper, write at least 3 sentences to answer the question:</p> <ul style="list-style-type: none"> • Do you think that the artists impacted the culture, that culture impacted the arts, or both? Choose one piece of art to focus on in your explanation. 	
 <p>Journal Time! Journal time is a great time to build your social and emotional learning (SEL) skills. Take out a piece of paper and jot down your feelings and thoughts.</p> <ul style="list-style-type: none"> • How do you feel? • What's on your mind? <ul style="list-style-type: none"> • Why do you think you feel this way? • Have your thoughts or feelings impacted the way you've acted at all this week? Why do you think this? 	
<p>Career Awareness Many people are currently out of work, having to reflect on their career, and/or start a new one in order to have work and survive. In a journal or on a piece of paper:</p> <ul style="list-style-type: none"> • Explain the difference between a career and a job, and identify various jobs in the community and their related earnings. 	
<p>Music</p> <ul style="list-style-type: none"> • Watch this jazz video! • Watch this video to review how to log onto MusicFirst. • Make sure to log into MusicFirst at least once a week to check for assignments! (Hint: you have one in there already--do it!) 	

Health

Health	X when done
<p>Essential- absolutely necessary; extremely important. Watch this Video on essential nutrients</p> 	
<p>Instructions: After watching the video, fill out the following information. Answer in boxes below:</p>	
<p>1. Name 1 essential nutrient:</p>	
<p>2. How does it help the body?</p>	

Time management practice with FOOD!

**Write 3 things you ate today.
Include the time you ate it!**

TODAY I ATE....

Morning: 8am-11:00am

TIME =

TYPE OF FOOD =

Noon: 12:00pm-2:00pm

TIME =

TYPE OF FOOD =

Afternoon. 2:00pm-4:00pm

TIME =

TYPE OF FOOD =