

Being a Great Online Learner

As of March 31, 2020, seven states: Alabama, Arizona, Kansas, New Mexico, Oklahoma, Virginia, and Vermont moved to virtual learning for the remainder of the school year. What if New Jersey decides to continue virtual learning? Are you confident in your abilities as a virtual learner to remain focused and on task without your teacher nearby? Reflect on your learning experience from last week. Did you find that you were easily distracted? Were you able to get started easily and stay on task? You can continue to grow as a “Great Online Learner.” This week, we will focus on organization. Before you begin each activity, take a look around. Is your area neat? Do you have all of the necessary materials to complete the task?


Work through the activities below and keep track of your organization skills. How can organization help you stay focused and on task?

Language Arts

Rate your level of organization as you complete the activities for **ELA**.

I'm Working On It.	I Got It!	I Got It and...
I need to keep a neater area.	My area was neat and uncluttered.	I planned ahead for possible interruptions by
I didn't have all my materials ready for my activity.	I gathered my materials before starting an activity.	_____ _____.

ELA: Vocabulary Building Through Synonyms, Adverbs, & Descriptive Writing	X when done
<p>Last week you learned how to freewrite. You learned how verb-tense agreements and capitalization worked. You learned this in order to have a clear and specific goal to revise your writing.</p> <p>This week, we will look at how to use synonyms to be more descriptive in your writing. You will learn how descriptive writing can create pictures for your readers, and how learning synonyms can build your vocabulary.</p>	

Complete  i-Ready ELA lesson and quiz each day and record scores below.

My scores: M _____ T _____ W _____ TH _____ F _____

Show, Not Tell

1. Watch this [BrainPOP video](#)
2. Take the [Quiz](#) and record your score →
3. Describe what it means to show and not tell in your own words by writing your definition below.
4. Provide **2** sentence examples by writing them below.



Quiz _____

Type your responses for questions 3 and 4 below:

3.

4a.

4b.

Descriptive Language

1. Watch this video [Writing for Descriptive Language:](#)
2. Use the writing prompt below to freewrite. If you want a refresher on freewriting, [click here](#).
3. In your freewrite, try to use as many descriptive words as possible.
4. Set a timer for 10 minutes.
5. Then, start writing below. Don't worry too much about staying on topic; this prompt is just here to get you started!

Writing Prompt:

What would happen if you woke up and you had grown to eight feet tall overnight?
How would this change your life?

Type your response in five to ten complete sentences below:

Writing Prompt:

How was this experience different from last week? What did you enjoy about this experience? What was difficult?

Type your response in five to ten complete sentences below:

If you are having a hard time, click [here](#).

Synonyms

1. Watch this video: [Synonyms](#)
2. In your own words, define synonyms.
3. Write 1 sentence that tells how synonyms are useful for your writing.
4. Write the name of the reference book you can use to find synonyms.
5. In your own words, write what a thesaurus is used for.

Type your responses for questions 2-5 below:

2.

3.


4.


5.

Writing Prompt:

How can you use synonyms to build your vocabulary?

Type your response in three to five complete sentences below:

<p>Vocabulary Building</p> <p></p> <ol style="list-style-type: none">1. <input type="checkbox"/> Write down each of the following words on its own line: run, play, tall, scary, excited.2. <input type="checkbox"/> Go to thesaurus.com.3. Do a search for each word.4. <input type="checkbox"/> Write down at least five synonyms for each of the words above. <p><u>Type your 5 synonyms for each word below:</u></p> <p><u>Run:</u></p> <p><u>Play:</u></p> <p><u>Tall:</u></p> <p><u>Scary:</u></p> <p><u>Excited:</u></p> <p>Writing Prompt</p> <p>What did you notice about the words you were given from the thesaurus? What ideas did you get? How could you use this to improve your writing?</p> <p><u>Type your response in five to ten complete sentences below:</u></p>	
<p>Revision</p>	

1. If you need a refresher on revision, watch [this video](#) from last week. 
2. Review your freewrite from earlier.
3. Read your writing out loud. **Underline or highlight 1-2 words in each sentence that you'd like to find a synonym for.**
4. Go to [thesaurus.com](https://www.thesaurus.com) and do a search for each of these words.
5. Choose a synonym you like, and use this in place of your original word.
6. Reread your writing out loud with your new words.

Writing Prompt


How was the revision process for you? What did you learn about how you write?

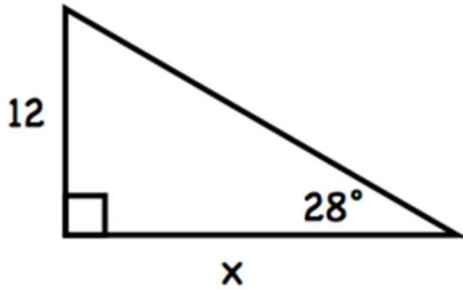
Type your response in five to ten complete sentences below:

Math

Rate your level of organization as you complete the activities for **Math**.

I'm Working On It.	I Got It!	I Got It and...
<p>I need to keep a neater area.</p> <p>I didn't have all my materials ready for my activity.</p>	<p>My area was neat and uncluttered.</p> <p>I gathered my materials before starting an activity.</p>	<p>I planned ahead for possible interruptions by</p> <p>_____</p> <p>_____.</p>

Geometry: Solving Right Triangles	X when done
<p>Complete  i-Ready math lesson and quiz each day and record score below.</p> <p>My scores: M _____ T _____ W _____ TH _____ F _____</p>	
<p>Review your learning</p> <ol style="list-style-type: none"> 1. <input type="checkbox"/> Review your notes. 2. Write a definition for sine and cosine below. <p><u>Sine:</u></p> <p><u>Cosine:</u></p>	
<p>Anticipation of This Week's Learning</p>	



1.) Solve for X.

X=

Solving for a Side in a Right Triangle

- 1.) Watch [this Khan Academy Video](#).
- 2.) Take notes on the video below.
- 3.) Be sure to define what it means to solve for a side in a right triangle.



Type your responses for questions 2 and 3 below:

2.

3.

If you're having a hard time or would like it explained to you in a different way, [watch this video](#).

Guided Practice with Solving for a Side in a Right Triangle

- 1.) Complete the 4 practice problems on [this page](#). If you don't know how to do a problem, click the link near the bottom of the page that says "Stuck? Use a hint."




Solving for an Angle in a Right Triangle

- 1.) Watch [this YouTube video](#).
- 2.) Take notes on the video below.
- 3.) Be sure to explain, in your own words, how you can find an acute angle in a right triangle when you only know the sides.



Type your responses below to questions 2 and 3:

2.

<p>3.</p> <p>If you're having a hard time, watch the video on this page.</p>	
<p>Independent Practice with Solving Right Triangles</p> <p>1.) <input type="checkbox"/> Complete the practice problems on this page. If you need a scientific calculator, you can use the one here.</p> <p>If you're having a hard time, watch the video on this page.</p>	

Science

Rate your level of organization as you complete the activities for **Science**.

I'm Working On It.	I Got It!	I Got It and...
<p>I need to keep a neater area.</p> <p>I didn't have all my materials ready for my activity.</p>	<p>My area was neat and uncluttered.</p> <p>I gathered my materials before starting an activity.</p>	<p>I planned ahead for possible interruptions by _____</p> <p>_____.</p>

<p>Science: Periodic Table Continuation</p>	<p>X when done</p>
<p>Last week you learned about the periodic table and the man who developed it, Dimitri Mendeleev.</p> <p>This week, you'll review what you know about the periodic table and expand your learning. Let's get started!</p>	

Review

1. Review the periods of the periodic table with this [tutorial](#).

**Exploring the
Periodic Table
Part One:
Periods**



Type five complete sentences below about the video:

- 1.
- 2.
- 3.
- 4.
- 5.

Review 2

1. Review the groups of the periodic table with this [tutorial](#).

**Exploring the
Periodic Table
Part Two:
Groups**




Type five complete sentences below about the video:

- 1.
- 2.
- 3.
- 4.
- 5.

Directions:

1. Navigate to the website: www.ptable.com
2. You will interact with this periodic table to answer the questions below:



Questions:

1. The vertical columns on the periodic table are called groups, how many groups are there on the periodic table?

2. The horizontal rows on the periodic table are called periods, how many periods are there on the periodic table?

3. Using the group and period numbers, identify the elements that are located in each of the following locations.

- a. The element in group 10 and period 5 =
- b. The element in group 15 and period 4 =
- c. The element in group 2 and period 3 =
- d. The element in group 18 and period 6=
- e. The element in group 1 and period 7 =

4. Are most of the elements on the periodic table classified as a metal or a non-metal?

5. Are the non-metal elements located on the left or right side of the periodic table?

Movie

1. Have you seen *Black Panther*? In it, the economy of the fictional nation of Wakanda is based on a metal known as “Vibranium.”
2. If this element actually existed, where do you think it would exist on the periodic table?
3. What would the chemical symbol be?

Type your responses below to questions 2 and 3:

2.

3.

Art

1. Let’s get creative! Some people have shown their appreciation of the elements with [poetry](#). Others have shown it through [song](#). What about art?
2. We see balance in atoms and elements. For example, when the number of protons and electrons are *balanced* the charge of the atom is neutral.
3. There is also balance in art. Watch this [video](#).
4. Decide if you would like to incorporate *symmetrical*, *asymmetrical*, or *radial* balance in your artwork.

Task

Find one image representing symmetrical, one asymmetrical and one radial balance. Select the insert tab at the top left of the screen. Go to images and search the web. Type in the above words in the search box. Select an image that you feel matches the term. Put the images by the matching word below.

Insert images below:

Symmetrical:


Asymmetrical:

Radial:

History

Rate your level of organization as you complete the activities for **History**.

I'm Working On It.	I Got It!	I Got It and...
<p>I need to keep a neater area.</p> <p>I didn't have all my materials ready for my activity.</p>	<p>My area was neat and uncluttered.</p> <p>I gathered my materials before starting an activity.</p>	<p>I planned ahead for possible interruptions by</p> <p>_____</p> <p>_____.</p>

History: Reconstruction and the Experience of African Americans	X when done
<p>Last week you learned the basic definition of Reconstruction and when it occurred. You also learned about the constitutional amendments passed during Reconstruction. This week, you will take a deeper look at Reconstruction as experienced by African American people.</p>	
<p>When the Civil War ended and slaves were freed, former slave owners attempted to keep control of African Americans.</p> <ol style="list-style-type: none"> 1.) Watch this video to preview what you'll be learning about this week. 2.) What questions do you have about the African American experience? What are you wondering? 3.) Answer the question: Why do you think the title of the video is called <i>Slavery by Another Name</i>? <p><u>Type your responses below to questions 2 and 3:</u></p> <p>2.</p> <p>3.</p>	
<p>Learn about the Black Codes.</p> <ol style="list-style-type: none"> 1.) Watch this video. 2.) Answer questions below: <p>Questions</p> <ol style="list-style-type: none"> 1. What was the basic purpose of the Black Codes? 2. What does it mean to be a vagrant? 	

3. What were two possible effects of not signing a labor contract?
4. Summarize the process whites would use to take African American children away from their families.
5. At the beginning of the video, the narrator describes the **Black Codes** as *oppressive*. After watching the video, what do you think oppressive means? Give two examples of how the **Black Codes** oppressed African Americans.
6. How was life under the **Black Codes** similar to life as a slave? How was it different?




40 Acres and A Mule



1. Think : What does the phrase, "40 acres and a mule" mean?
2. Watch this [video](#).
3. Answer the questions below:

Questions

1. **Who** were the key people behind the 40 acres and a mule policy?
2. **When** did the events around this policy happen?
3. **Where** was this policy put into place?
4. **What** did this policy promise? **What** actually happened?
5. **Why** did many freedmen have to work for white plantation owners again?
6. **Summarize:** Using the answers to your questions, summarize the 40 acres and a mule policy.

<p>Sharecropping</p> <p>When freedmen were not able to get land, many turned to sharecropping.</p> <ol style="list-style-type: none"> 1.) Visit this website. 2.) Scroll to the bottom where you see the videos. 3.) Watch the video titled “Sharecropping as Slavery”. 4.) Next, watch the video titled “Reflections on Sharecropping”. <p>Questions</p> <ol style="list-style-type: none"> 1. What evidence does the speaker give to support his claim that <i>sharecropping</i> was a form of slavery? 2. What evidence does the speaker give to support his claim that sharecropping was a form of slavery? 3. How were the claims similar? Which evidence did you think was the most convincing? Why? 	 <p>Sharecropping as Slavery</p>  <p>Reflections on Sharecropping</p>
<p>Reconstruction</p> <p>Reconstruction was intended to reunite the country. Part of this included integrating African Americans as equal citizens.</p> <ol style="list-style-type: none"> 1.) Watch video on this website. 2.) Answer the questions below. <p>Questions</p> <ol style="list-style-type: none"> 1. How did African Americans use the right to vote to change the make-up of the House of Representatives and the Senate? 	

2. How were African Americans portrayed in films and drawings?
3. What happened that caused African Americans to not be able to vote anymore.
4. Why do you think people like Robert Smalls and Hiram Revels aren't celebrated like Rosa Parks and Martin Luther King, Jr.?

ART

Edmonia Lewis was a female African American sculptor who created works during and after the Reconstruction Era. She moved to Europe in 1865 after selling her artwork featuring abolitionists.

- 1.) Visit the Smithsonian Institute's [website](#) highlighting Edmonia Lewis's life.
- 2.) Scroll to the bottom where you can see eight examples of her work.
- 3.) Choose one example. (If you click the picture, you will see an enlarged image of it.)



Questions

1. Write the name of the piece of art you're reviewing.
2. Write how viewing Edmonia's art makes you feel.
3. Try to describe why it makes you feel that way.

Mindfulness

To begin, place your mindful body on. Sit with a straight back, your feet and hands are quiet. As you play the mindful listening video you may close your eyes if you

like and begin to notice what's happening right here...right now...in this present moment...as you listen...and...breathe.


1. Watch [Mindful Listening](#)
2. Watch [3 Minutes Body Scan Meditation](#)
3. Watch [Wake Up Fresh Start Fitness - Go Noodle](#)



World Cultures




1. Complete [BrainPop](#) movie and [quiz](#): (take graded quiz)
2. Complete [BrainPop](#) movie and [quiz](#): (take graded quiz)
3. Complete [BrainPop](#) movie and [quiz](#): (take graded quiz)
4. Complete [BrainPop](#) movie and [quiz](#): (take graded quiz)




Music

- 1.) Click on the link [here](#) and review how to log in to MusicFirst
- 2.) Try logging in! Check your MusicFirst at least once a week to check for assignments.

<p>1.) Watch the BrainPop video here. 2.) Complete the graded quiz here.</p>		
--	---	--

Health

<p>Health</p>	
<p>Essential- absolutely necessary; extremely important. Watch this Video on essential nutrients</p>	
<p>Instructions: After watching the video, fill out the following information. Answer in boxes below:</p>	
<p>1. Name 1 essential nutrient:</p>	
<p>2. How does it help the body?</p>	