

### My Online Playground

How was your first week of online learning? This week we are going to add to our online playground! With students across the country still learning from home, we want to create an awesome online playground that can be used for indoor play!



Get out your Playground Designer’s Journal because we’re going to be adding even more to it this week! You should write in this at least once each day.



Work through these activities to help you choose great activities for your online playground.


But first, let’s think about how you’ll be a great online learner this week! “Great Online Learners” are organized. They can always find the activities and tools they need to be successful. Take a look around you. Is your area neat? Do you have all the materials you need to complete your activities today?


### “Great Online Learners” are organized!

Directions: At the end of each day, write the date and place an ‘x’ in the column that best describes your organization skills...


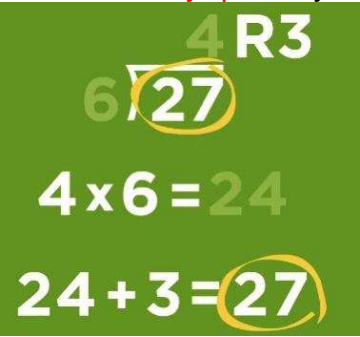
Date	I’m working on it. I had some of the materials I needed to complete my activities.	I got it! I had all the materials I needed to complete my activities.	I got it and... I planned ahead for possible interruptions by _____.

<p align="center"><b>Invent Characters For Your Online Playground: Language Arts &amp; Health</b></p>	<p align="center"><b>X when done</b></p>
<p align="center"><b>Write your journal answer at the beginning of every day, using two-three complete sentences. Write/type your answer directly after the question. You can choose to write about:</b></p> <ul style="list-style-type: none"> <li>■ May 2<sup>nd</sup> is Brother/Sister Day. What could you do to be a better brother or sister?</li> <li>■ In May 1961, Alan Shepard became the first American in space. What do you think he was thinking about in space?</li> <li>■ Mother's Day is in May. What are two ways your mom or grandmother has helped you?</li> <li>■ May 4<sup>th</sup> is "Respect for Chickens Day." If you could create a holiday for an animal, which animal would it be and why?</li> <li>■ May 4<sup>th</sup> is "National Weather Observers Day." What is the scariest weather you have ever observed?</li> <li>■ The first week in May is "National Music Week." What is your favorite musical instrument? Why?</li> <li>■ Mother's Day is in May. List four things that you should say thank you to your mother or grandmother for.</li> <li>■ The second week of May is "National Pet Week." What pet would you like to own? What would you say to your parents to try to convince them to let you get a pet?</li> </ul>	
<p>Complete an  i-Ready ELA lesson and quiz each day.</p>	<p>___ Friday ___ Monday ___ Tuesday ___ Wednesday ___ Thursday</p>
<p>Read this <a href="#">article</a> about how the food you eat powers your body! <b>Write the main idea</b> (what was the whole article about) <b>of the article and 3 interesting details.</b></p>	
<p>Read this <a href="#">article</a> about healthy habits for your brain. <b>Write the main idea</b> (what was the whole article about) <b>of the article and 3 interesting details.</b></p> 	


<p>Read this <a href="#">article</a> about healthy habits for your brain. Write the main idea (what was the whole article about) of the article and 3 interesting details.</p> 	
<p>Based on the 3 articles you read, write a paragraph telling others how to keep their brain and body healthy while staying home. Use <a href="#">this planning tool</a> if you need help.</p>	
<p>After you have written your paragraph, <a href="#">read this how-to sheet</a> and edit your writing for capital letters.</p>	
<p>Reflect on how to use the healthy tips you found in your Online Playground and write your answer inside this box.</p>	


<p><b>Building New Ideas Into Your Online Playground: Social Studies: Inventors!</b></p>	<p><b>X</b> when done</p>
<p><a href="#">Watch a video</a> to learn about important black inventors. Use this box space to jot down the name of one person you are learning about for the first time.</p>	
<p><a href="#">Learn about</a> some more famous American inventors! Again, use this box to jot down the name of 1 person and what that person invented.</p>	
<p>Pick 3 inventors to learn about from <a href="#">this website</a>. For each, summarize in this box what they invented and why it was important.</p>	<p>___ Inventor 1 ___ Inventor 2 ___ Inventor 3</p>
<p><a href="#">Get some advice</a> from 'Kid President' about how you can be an inventor! Write down one thing that you found interesting about this video in this box.</p> 	

<p><a href="#">Read an online book</a> about how to be an inventor, and then play the Quizmo game at the end. <b>Write in this box about one inventor and what they invented.</b> <b>What would you like to invent and why?</b></p>	
<p>Reflect about one invention you'd like to have in your online playground. <b>Please write/type your answer in this box.</b></p>	

Building Math Into Your Online Playground: Division	<b>X</b> when done
Practice your multiplication facts every day! Choose one of these games to help you practice: <ul style="list-style-type: none"> <li>• <a href="#">Puzzle Pics Division</a></li> <li>• <a href="#">Monster Division</a></li> <li>• <a href="#">Demolition Division</a></li> </ul> Which one of these three was your favorite game?	<input type="checkbox"/> Friday <input type="checkbox"/> Monday <input type="checkbox"/> Tuesday <input type="checkbox"/> Wednesday <input type="checkbox"/> Thursday
Complete 1  i-Ready math lesson and quiz each day.	<input type="checkbox"/> Friday <input type="checkbox"/> Monday <input type="checkbox"/> Tuesday <input type="checkbox"/> Wednesday <input type="checkbox"/> Thursday
BrainPOP login: <b>Use your email and password that you use to log into your Chromebook.</b>	
<a href="#">Review the vocabulary</a> to use when talking about division. Watch the BrainPOP video, and then take the graded quiz. If you need help, use the Review mode first! <b>Write your score in this box.</b>	
Learn how to do long division by watching this <a href="#">video</a> . <b>Write down the 4 important letters in this box.</b>	
<a href="#">Sing a song</a> to practice the process of long division. Watch as many times as you want to! <b>Pause the video and solve the problem with the video in this box.</b>	
<a href="#">Watch a video</a> to review the process of long division with remainders. <b>Take the easy quiz.</b> If you want a challenge, take the hard quiz! 	
Complete the practice problems <a href="#">here</a> . If you need a review, go back to the previous videos.	

<p>Which of these games and websites did you find fun or interesting? Write them down in this box!</p>	
<p><b>Bringing Life Into Your Online Playground: Animal Needs &amp; Behaviors</b></p>	<p><b>X</b> when done</p>
<p><a href="#">Learn about</a> the words <b>herbivore</b>, <b>carnivore</b>, and <b>omnivore</b>. Write the definition of these three words in this box.</p> <ul style="list-style-type: none"> <li>● <b>Herbivore:</b></li>   <li>● <b>Carnivore:</b></li>   <li>● <b>Omnivore:</b></li> </ul> <p>Which one are you?</p>	
<p>Read each article below to learn more about these three types of animals. Write 1 example after each word.</p> <ul style="list-style-type: none"> <li>● <a href="#">Herbivore</a></li> <li>● <a href="#">Carnivore</a></li> <li>● <a href="#">Omnivore</a></li> </ul>	
<p>You have five senses: sight, hearing, smell, taste, and touch. Watch one of these zoo cams, and identify any evidence that the animal shown has these senses as well. Write your answer in this box. (Note: you may</p>	

<p>need to watch more than one, or watch for a while. These are live!)</p> <ul style="list-style-type: none"> <li>● <a href="#">Penguins at the San Diego Zoo</a></li> <li>● <a href="#">Giant Pandas at the Smithsonian</a></li> <li>● <a href="#">Gorillas at the Houston Zoo</a></li> <li>● <a href="#">Grizzly Bear at the Reid Park Zoo</a></li> </ul> 	
<p>Reflect on what you saw on the zoo camera.  <b>What was your favorite animal to watch on the zoo camera?</b>  <b>What funny or interesting thing did the animal do?</b></p>	
<p>What kind of animals would you want in your Online Playground? What kind of food would that animal need? <b>Write your ideas in this box.</b></p>	

Your Playground: Creative Corner	<b>X</b> when done
<p><b>Careers:</b> What do you want to be when you grow up? Get some new ideas by exploring the careers on this <a href="#">website</a>. Watch at least 3 of these. <b>Write about each in this box.</b></p>	<p>___ Career 1 ___ Career 2 ___ Career 3</p>
<p><b>Phys Ed:</b> Get up and move! Follow along with this <a href="#">video</a>. Write in your journal about a movement you would like to add to this exercise. Try it! <b>Write about what your favorite move was in this box.</b></p> 	
<p><b>Music:</b> Make a short song on SoundTrap! Follow the steps below: 1.) Click on <a href="#">this link</a>, and log in. 2.) Go to “software,” with the cloud on the top left. 3.) Click on the (-) to go to SoundTrap. 4.) Click “Enter Studio,” then on “Music.” 5.) Click on the purple music notes in the top right to reach the loops. 6.) Find a loop you want to use in your song, and drag it to the left, all the way under the number 1. 7.) Find another loop and drag it right below the first one to make a new track. 8.) Listen to both tracks at the same time by clicking on the play button, the triangle at the bottom. If you want. try singing/rapping along with your own lyrics! 9.) When you’re finished, share your song by clicking the orange “share” button. Share to “Griffin” with the blue symbol.</p>	

**Time Management Practice!**



**Write 3 things you did today.  
Include the time you did it!**

**TODAY I DID....**

Morning: 8am-11:00am

TIME =

ACTIVITY =

Noon: 12:00pm-2:00pm

TIME =

ACTIVITY =

Afternoon. 2:00pm-4:00pm

TIME =

ACTIVITY =