

My Online Playground

How was your first week of online learning? This week we are going to add to our online playground! With students across the country still learning from home, we want to create an awesome online playground that can be used for indoor play!



Get out your Playground Designer’s Journal because we’re going to be adding even more to it this week! You should write in this at least once each day.



Work through these activities to help you choose great activities for your online playground.


But first, let’s think about how you’ll be a great online learner this week! “Great Online Learners” are organized. They can always find the activities and tools they need to be successful. Take a look around you. Is your area neat? Do you have all the materials you need to complete your activities today?



“Great Online Learners” are organized!




Directions: At the end of each day, write the date and place an ‘x’ in the column that best describes your organization skills...

Date	I’m working on it. I had some of the materials I needed to complete my activities.	I got it! I had all the materials I needed to complete my activities.	I got it and... I planned ahead for possible interruptions by _____.

 <p>Reading: Main Idea and Details</p>	<p style="text-align: center;">X when done</p>												
<p>Complete an  i-Ready ELA lesson and quiz each day.</p>	<p>___ Friday ___ Monday ___ Tuesday ___ Wednesday ___ Thursday</p>												
<p>The main idea tells readers the most important thing about a specific topic. Watch this BrainPOP video to learn more about the main idea.</p> <p>Watch the video a second time (or as many times as you need). In your journal, take notes on:</p> <ul style="list-style-type: none"> <input type="checkbox"/> The difference between a topic and the main idea. <input type="checkbox"/> 2 ways you can determine the main idea in a paragraph. 													
<p>Read this article and answer the following questions in your journal:</p> <ul style="list-style-type: none"> <input type="checkbox"/> Who or what is this article about? <input type="checkbox"/> What is the most important idea in this article? Sentence starter: This article is mostly about _____ . <input type="checkbox"/> Write 2 details about the main idea of this article. <p>If you need help, watch this video.</p>													
<p>Morning Journal: Write 1 paragraph in your journal every morning. Choose from a prompt below or create your own to get started!</p> <ul style="list-style-type: none"> <input type="checkbox"/> If you could go anywhere in the world, where would it be and why? <input type="checkbox"/> Describe a memory from the first day of school. <input type="checkbox"/> Write about a time you tried something new. <input type="checkbox"/> Describe a favorite game or activity you play indoors. <input type="checkbox"/> If you could switch lives with anyone, who would it be and why? <p>Watch this video to help you proofread your writing.</p> <div style="text-align: right;"> <p>PARAGRAPH WRITING CHECKLIST</p> <table border="1" style="margin-left: auto;"> <tr> <td style="width: 20px;">_____</td> <td>Is your paragraph indented?</td> </tr> <tr> <td>_____</td> <td>Did you write all complete sentences?</td> </tr> <tr> <td>_____</td> <td>Do you have at least five sentences?</td> </tr> <tr> <td>_____</td> <td>Do you have a topic sentence?</td> </tr> <tr> <td>_____</td> <td>Do you have at least three detail sentences?</td> </tr> <tr> <td>_____</td> <td>Do you have a concluding sentence?</td> </tr> </table> </div>	_____	Is your paragraph indented?	_____	Did you write all complete sentences?	_____	Do you have at least five sentences?	_____	Do you have a topic sentence?	_____	Do you have at least three detail sentences?	_____	Do you have a concluding sentence?	<p>___ Friday ___ Monday ___ Tuesday ___ Wednesday ___ Thursday</p>
_____	Is your paragraph indented?												
_____	Did you write all complete sentences?												
_____	Do you have at least five sentences?												
_____	Do you have a topic sentence?												
_____	Do you have at least three detail sentences?												
_____	Do you have a concluding sentence?												

 <p style="text-align: center;">Social Studies: Migration to the New World</p>	<p>X when done</p>
<p>Playgrounds are places that many people come to visit. The new world became the place that many people migrated to for different reasons. Listen to this song about the 13 original colonies and the people who migrated there.</p> <p>According to this video, what were some reasons why people came to the New World? Write your answer in your journal.</p>	
<p>Watch this BrainPOP video to learn more about the 13 colonies and early settlers. Watch this video a 2nd time (or as many times as you need) and answer these questions in your journal:</p> <ul style="list-style-type: none"> <input type="checkbox"/> What were the 3 regions of the 13 colonies? <input type="checkbox"/> How was each region different? 	
<p>Read about one of the first settlements in America called Jamestown. In your journal, write down:</p> <ul style="list-style-type: none"> <input type="checkbox"/> 3 things you discovered while reading. <input type="checkbox"/> 2 things you found interesting. <input type="checkbox"/> 1 question you have. 	
<p>Watch this video to see what life was like for settlers. What were some of the challenges they faced? Do you think you would have been able to survive in Jamestown? Write your thoughts in your journal.</p>	
<p>How will your online playground be a place that others want to visit? Write your ideas in your journal.</p>	

 <p>Science: The Water Cycle Whether you are playing indoors or outside, one thing is certain...you need water to stay hydrated! Water is an important life source for all living things. Where does water come from and where does it go? Let's find out!</p>	<p>X when done</p>
<p>Watch this video to learn more about the stages of the water cycle. Then, complete this activity. How would you explain the water cycle to a family member or friend?</p>	
<p>After watching the video, draw a picture of the water cycle and label each stage. If you need help, click here.</p>	
<p>Dance along to this song about the water cycle! Then, create your own song or dance to teach someone else about the water cycle.</p>	
<p>Take this quiz to review everything you've learned about the water cycle. If you need help, click here.</p>	

 <p>Math: The Power of Exponents!</p>	<p>X when done</p>
<p>Complete an  math lesson and quiz each day.</p>	<p>___ Friday ___ Monday ___ Tuesday ___ Wednesday ___ Thursday</p>
<p>Exponents can make numbers get really big or really small fast! Learn about the power of exponents here. If you need more help, watch this video.</p>	
<p>Every playground has a game that challenges you to be fast! Play this game to practice evaluating exponents.</p> <p>Click start game until the “race” begins. Keep your journal or paper on the side to help you work out problems.</p> 	
<p>What does it mean to square a number? Write your guess in your journal, then click here to find out if you were right and be sure to complete the practice set!</p>	
<p>Squaring numbers will help you determine the area of real squares. Can you beat this game and square it?</p> <ol style="list-style-type: none"> 1. Read the directions carefully. 2. Press 1 player to play against the computer. <p style="text-align: center;">OR</p> <ol style="list-style-type: none"> 3. Invite someone at home to play with you and click the 2-player button. <p>How does this game relate to squaring numbers? Write your ideas down in your journal.</p>	