

Animal Avatars!

Great job last week! How did your avatar show what you were like as an Online Learner? Remember, an avatar is something you create that shows others who you are and what you like. Many online games have a character that is you - your avatar! In one of the boxes below, draw your avatar from last week.

This week you're going to make another avatar! Many avatars take the form of animals. What animal would you pick? What could your avatar look like? ***As you complete your activities this week, think about what your avatar should look like. After you complete this week's activity list, draw your new avatar in the other box.***




***You may draw in your journal and then take a picture of it and email it to me
cheriew@westbridgeacademy.org***



OR

click Insert, Drawing, +New and use the Scribble tool.

Draw your avatar from last week:


**After you finish this week's activities, draw your
new avatar here:**





ELA	X when done																		
<p>Complete a Reading i-Ready lesson each day.</p> 	<table border="1"> <thead> <tr> <th data-bbox="1182 642 1295 695">Date</th> <th data-bbox="1295 642 1433 695">Subject</th> <th data-bbox="1433 642 1544 695">Score</th> </tr> </thead> <tbody> <tr> <td data-bbox="1182 695 1295 758"></td> <td data-bbox="1295 695 1433 758">Reading</td> <td data-bbox="1433 695 1544 758"></td> </tr> <tr> <td data-bbox="1182 758 1295 821"></td> <td data-bbox="1295 758 1433 821">Reading</td> <td data-bbox="1433 758 1544 821"></td> </tr> <tr> <td data-bbox="1182 821 1295 884"></td> <td data-bbox="1295 821 1433 884">Reading</td> <td data-bbox="1433 821 1544 884"></td> </tr> <tr> <td data-bbox="1182 884 1295 947"></td> <td data-bbox="1295 884 1433 947">Reading</td> <td data-bbox="1433 884 1544 947"></td> </tr> <tr> <td data-bbox="1182 947 1295 1010"></td> <td data-bbox="1295 947 1433 1010">Reading</td> <td data-bbox="1433 947 1544 1010"></td> </tr> </tbody> </table>	Date	Subject	Score		Reading			Reading			Reading			Reading			Reading	
Date	Subject	Score																	
	Reading																		
	Reading																		
	Reading																		
	Reading																		
	Reading																		
<p>Click here to complete this BrainPop and learn about Capital and Lowercase letters! <i>*Remember your BrainPop login is the same as your Chromebook. Don't forget to complete the quiz after each activity! :)</i></p> 																			
<p>Write a list of 3 words in your journal that begin with capital letters. You can draw pictures of the words too!</p>	Type or Vocaroo your answer here!																		
<p>Click here to complete this Brainpop and learn about punctuation!</p> 																			
<p>Draw your own car bumper sticker by writing a sentence after clicking here. Be sure to use correct punctuation!</p>																			

<p>1. Click on  </p> <p>2. Use the pencil to write a sentence.</p>	
<p>Write 1-2 sentences in your journal about how you are feeling today. Talk about it with someone special or tell yourself in the mirror!</p>	<p>Type or Vocaroo your answer here!</p>
<p>Write a daily journal today that includes 3 things:</p> <ol style="list-style-type: none"> 1) Your Name 2) The date 3) If you could tell Class 8 something it would be _____ 	<p>Type or Vocaroo what you wrote here!</p>

Write your name below the box that tells how you did on the activities above.











<p>I did my best some of the time.</p>	<p>I did my best the whole time.</p>	<p>I did my best and I showed it all to someone!</p>

<p>Math</p>	<p>X when done</p>																		
<p>Complete a Math i-Ready lesson each day.</p> 	<table border="1"> <thead> <tr> <th data-bbox="1187 1325 1297 1373">Date</th> <th data-bbox="1297 1325 1438 1373">Subject</th> <th data-bbox="1438 1325 1549 1373">Score</th> </tr> </thead> <tbody> <tr> <td data-bbox="1187 1373 1297 1434"></td> <td data-bbox="1297 1373 1438 1434">Math</td> <td data-bbox="1438 1373 1549 1434"></td> </tr> <tr> <td data-bbox="1187 1434 1297 1495"></td> <td data-bbox="1297 1434 1438 1495">Math</td> <td data-bbox="1438 1434 1549 1495"></td> </tr> <tr> <td data-bbox="1187 1495 1297 1556"></td> <td data-bbox="1297 1495 1438 1556">Math</td> <td data-bbox="1438 1495 1549 1556"></td> </tr> <tr> <td data-bbox="1187 1556 1297 1617"></td> <td data-bbox="1297 1556 1438 1617">Math</td> <td data-bbox="1438 1556 1549 1617"></td> </tr> <tr> <td data-bbox="1187 1617 1297 1677"></td> <td data-bbox="1297 1617 1438 1677">Math</td> <td data-bbox="1438 1617 1549 1677"></td> </tr> </tbody> </table>	Date	Subject	Score		Math			Math			Math			Math			Math	
Date	Subject	Score																	
	Math																		
	Math																		
	Math																		
	Math																		
	Math																		

<p>Sing along and find the shapes in this video.</p> <div style="display: flex; justify-content: space-around; align-items: center;"> <div style="text-align: center;">  <p>CIRCLE</p> </div> <div style="text-align: center;">  <p>SQUARE</p> </div> <div style="text-align: center;">  <p>TRIANGLE</p> </div> </div>									
<p>Now it's YOUR turn to make a song about making and finding shapes!</p>	<p>Vocaroo or type your song's lyrics here!</p>								
<p>Practice telling time with this fun game!</p>									
<p>Draw a picture in your journal that looks like this:</p> <div style="display: flex; align-items: center;">  <table border="1" style="border-collapse: collapse;"> <tr> <td style="padding: 5px;">Breakfast</td> <td style="padding: 5px;">_____ : _____</td> </tr> <tr> <td style="padding: 5px;">Lunch</td> <td style="padding: 5px;">_____ : _____</td> </tr> <tr> <td style="padding: 5px;">Dinner</td> <td style="padding: 5px;">_____ : _____</td> </tr> <tr> <td style="padding: 5px;">Snack</td> <td style="padding: 5px;">_____ : _____</td> </tr> </table> </div> <p>Then write down the times _____ you eat breakfast, lunch, dinner, or snack in your journal.</p>	Breakfast	_____ : _____	Lunch	_____ : _____	Dinner	_____ : _____	Snack	_____ : _____	
Breakfast	_____ : _____								
Lunch	_____ : _____								
Dinner	_____ : _____								
Snack	_____ : _____								
<p>Learn how to add with Annie and Moby by completing this counting on BrainPop activity by clicking here!</p>									
<p>Click here to practice adding numbers up to ten.</p>									

Write your name below the box that tells how you did on the activities above.


I did my best some of the time.	I did my best the whole time.	I did my best and I showed it all to someone!

Science	X when done						
<p>Watch this video to learn about solids, liquids, and gases and how to make Oobleck slime!</p>							
<p>1. Draw a picture in your journal that looks like this:</p> <table border="1" data-bbox="293 611 889 835"> <tr> <td data-bbox="293 611 488 653">Solid </td> <td data-bbox="488 611 695 653">Liquid </td> <td data-bbox="695 611 889 653">Gas </td> </tr> <tr> <td style="height: 80px;"></td> <td style="height: 80px;"></td> <td style="height: 80px;"></td> </tr> </table> <p>2. Find 10 objects in your house and write them in your journal. Sort them by solid, liquid, or gas.</p>	Solid 	Liquid 	Gas 				<p>What did you find? Type or Vocaroo your answer below. Don't forget to label if they were solid, liquids, or gas!</p>
Solid 	Liquid 	Gas 					
<p>Click here to complete this BrainPop activity about Solid, Liquid, & Gas matters!</p>							
<p>Click here to learn about the life cycle of a plant by completing this BrainPop activity!</p>							
<p>Tell the steps of the plant life cycle to a special person, or practice telling it in a mirror.</p> 							
<p>Click here to learn about the forest habitat and the animals that live there by completing this BrainPop activity!</p>							
<p>Sing along to The Forest Song!</p>							

Write your name below the box that tells how you did on the activities above.


I did my best some of the	I did my best the whole	I did my best and I showed
---------------------------	-------------------------	----------------------------

time.	time.	it all to someone!

Social Studies	X when done
Learn about the 50 states by watching this video .	
Play States Bingo with someone you know.	
Click here to learn about U.S. symbols by completing this BrainPop activity! 	
Pick 2 U.S. symbols to draw in your journal.	
Click here to learn about Landforms with Annie and Moby by completing this BrainPop activity!	
Pick a landform you learned about and draw it in your journal.	What did you pick? Type or Vocaroo your answer here!

Write your name below the box that tells how you did on the activities above.

I did my best some of the time.	I did my best the whole time.	I did my best and I showed it all to someone!

<p style="text-align: center;">Creative Corner: Art, Tech, and Music</p>	<p style="text-align: center;">X when done</p>
<p>You learned all about forests! Watch this video to learn how to draw trees.</p>  <p>Draw your own and share it with someone you love!</p>	
<p>Click here to learn about the parts of a computer by completing this BrainPop!</p>	
<p>Draw a picture of a computer in your journal and label it with at least 3 parts.</p>	<p>What parts did you label? Type or Vocaroo your answer here!</p>
<p>Make a short song on SoundTrap! Follow the steps below:</p> <ol style="list-style-type: none"> 1.) Click on this link, and log in. 2.) Go to “software,” with the cloud on the top left. 3.) Click on the (-) to go to SoundTrap. 4.) Click “Enter Studio,” then on “Music.” 5.) Click on the purple music notes in the top right to reach the loops. 6.) Find a loop you want to use in your song, and drag it to the left, all the way under the number 1. 7.) Find another loop and drag it right below the first one to make a new track. 8.) Listen to both tracks at the same time by clicking on the play button, the 	

<p>triangle at the bottom. If you want, try singing/rapping along with your own lyrics!</p>	
---	--

<p>9.) When you're finished, share your song by clicking the orange "share" button. Share to "Griffin" with the blue symbol.</p>	
--	--

Write your name below the box that tells how you did on the activities above.

I did my best some of the time.	I did my best the whole time.	I did my best and I showed it all to someone!

Time Management Practice!

**Write 3 things you did today.
Include the time you did it!**

TODAY I DID....

Morning: 8am-11:00am

TIME =

ACTIVITY =

Noon: 12:00pm-2:00pm

TIME =

ACTIVITY =

Afternoon. 2:00pm-4:00pm

TIME =

ACTIVITY =